

AMY

Versatile low profile lens family for compact luminaires

The AMY product family offers a cost-efficient solution for low profile track and downlights. AMY is compatible with up to 10 mm LES size COBs and fits LEDiL HEKLA, B+W and BJB connectors.

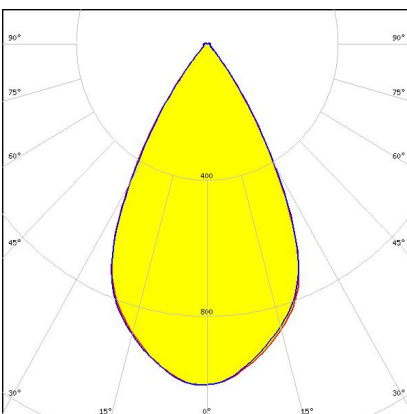
AMY-70

Ø70 mm variant optimized for 14.5 mm LES size COBs



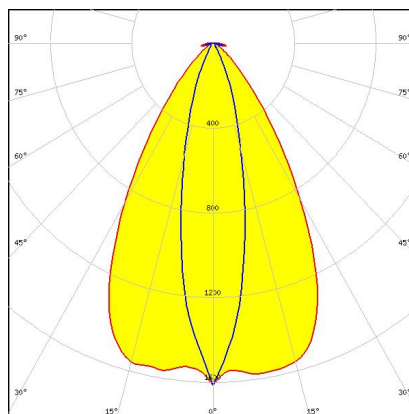
PRODUCTS:

C17779_AMY-70-WW



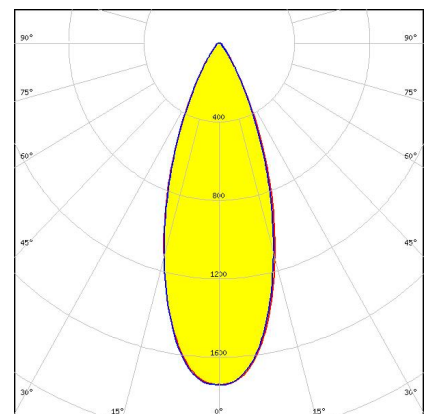
Dimensions: 69.9 mm x 69.9 mm
Height: 12.79 mm
~60° wide beam

C18466_AMY-70-O



Dimensions: 69.9 mm x 69.9 mm
Height: 13.02 mm
~25 + 60° oval beam

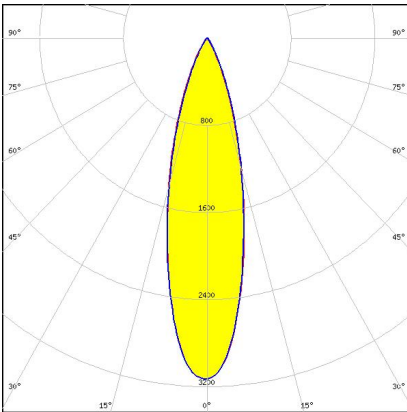
C17778_AMY-70-W



Dimensions: 69.9 mm x 69.9 mm
Height: 12.95 mm
~36° wide beam

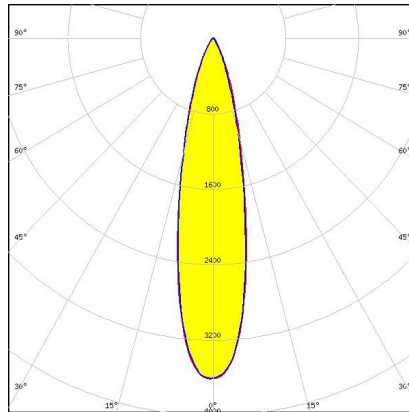
PRODUCTS:

C17777_ AMY-70-M



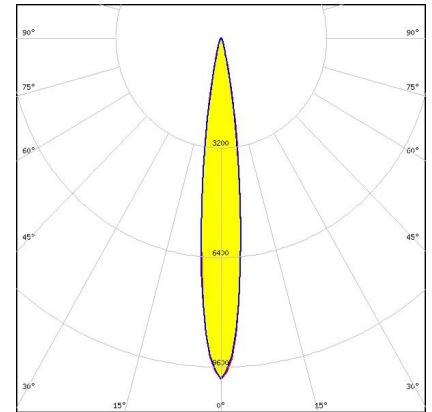
Dimensions: 69.9 mm x 69.9 mm
Height: 12.79 mm
~24° medium beam

C17776_ AMY-70-S



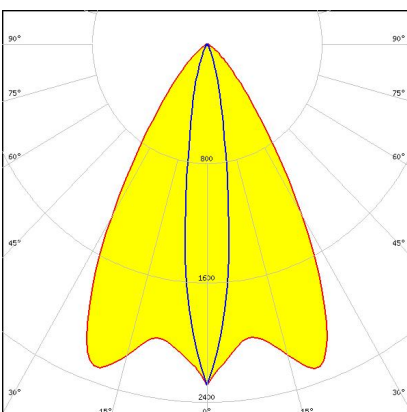
Dimensions: 69.9 mm x 69.9 mm
Height: 12.68 mm
~18° spot beam

C18516_ AMY-70-RS



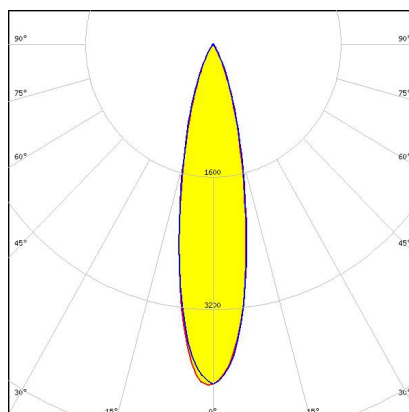
Dimensions: 69.7 mm x 69.7 mm
Height: 11.81 mm
~13° spot beam with tight cutoff

CP18493_ AMY-70-O-B



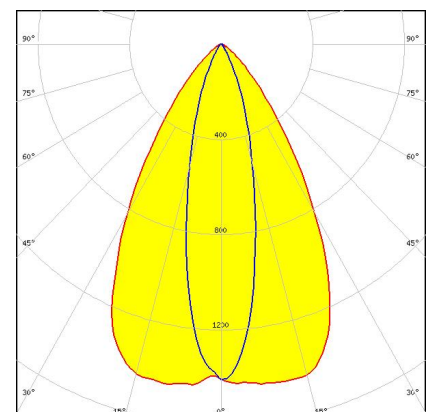
Dimensions: 69.9 mm x 69.9 mm
Height: 19.00 mm
~25 + 60° oval beam. Assembly with holder B compatible with Ø35 mm BJB and B+W connectors. Black version.

CP17782_ AMY-70-S-C



Dimensions: 69.9 mm x 69.9 mm
Height: 16.40 mm
~18° spot beam. Assembly with holder C compatible with LEDiL HEKLA. Black version.

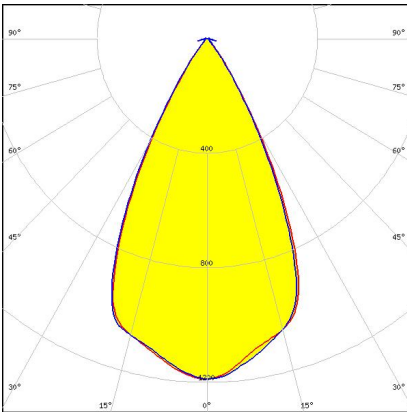
CP18492_ AMY-70-O-C



Dimensions: 69.9 mm x 69.9 mm
Height: 16.80 mm
~25 + 60° oval beam. Assembly with holder C compatible with LEDiL HEKLA. Black version.

PRODUCTS:

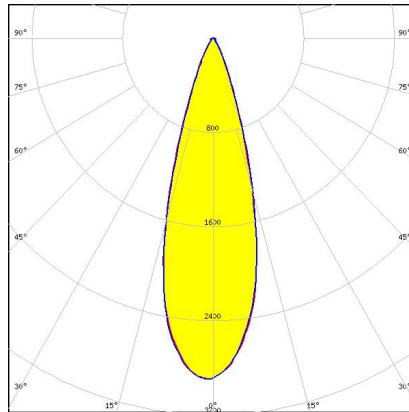
CP17789_AMY-70-WW-B



Dimensions: 69.9 mm x 69.9 mm
Height: 18.60 mm

~60° wide beam. Assembly with holder B compatible with Ø35 mm BJB and B+W connectors. Black version.

CP17788_AMY-70-W-B



Dimensions: 69.9 mm x 69.9 mm
Height: 19.05 mm

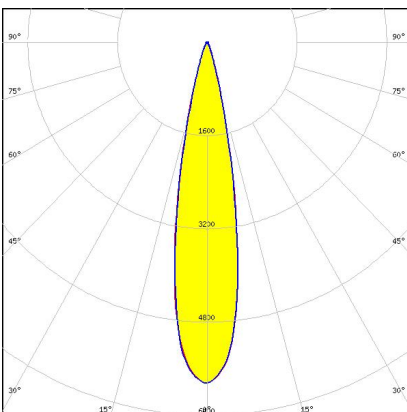
~36° wide beam. Assembly with holder B compatible with Ø35 mm BJB and B+W connectors. Black version.

AMY-70-ZOOM-B

Dimensions: 70.0 mm x mm
Height: 29.50 mm

Infinitely adjustable beam from 20 to 50 degrees. Assembly with holder B compatible with Ø35 mm BJB and B+W connectors. Black version

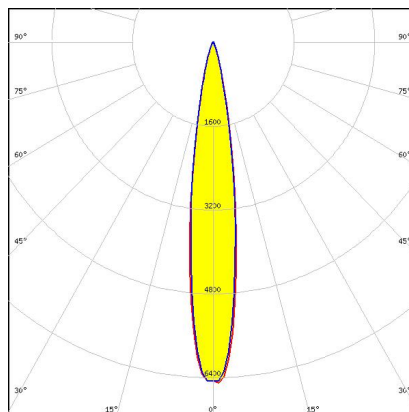
CP17787_AMY-70-M-B



Dimensions: 69.9 mm x 69.9 mm
Height: 18.75 mm

~24° medium beam. Assembly with holder B compatible with Ø35 mm BJB and B+W connectors. Black version.

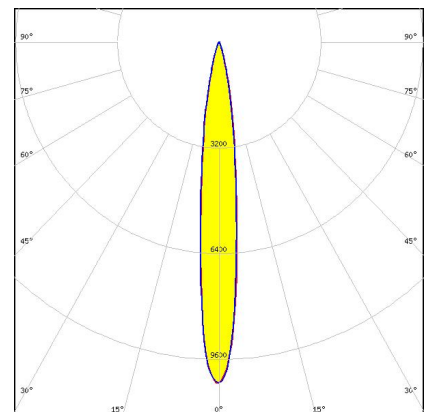
AMY-70-ZOOM-C



Dimensions: 70.0 mm x mm
Height: 29.60 mm

Infinitely adjustable beam from 20 to 50 degrees. Assembly with holder C compatible with LEDiL HEKLA. Black version.

CP17786_AMY-70-S-B

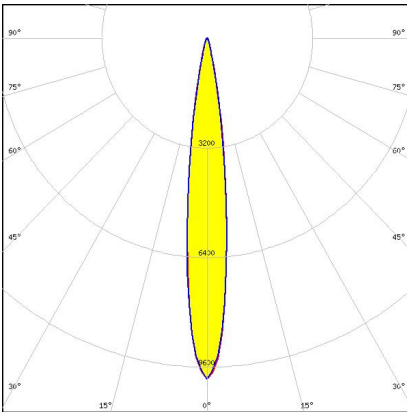


Dimensions: 69.9 mm x 69.9 mm
Height: 18.60 mm

~18° spot beam. Assembly with holder B compatible with Ø35 mm BJB and B+W connectors. Black version.

PRODUCTS:

CP18563_ AMY-70-RS-B



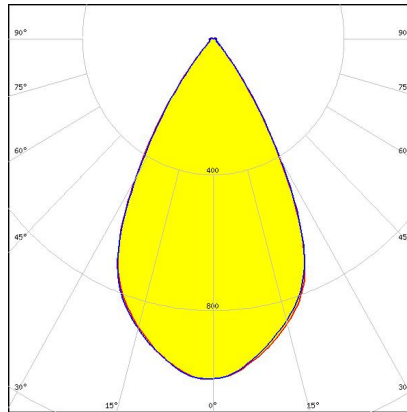
Dimensions: 69.9 mm x 69.9 mm
Height: 16.69 mm

~13° spot beam with tight cutoff.

Assembly with holder B compatible with
Ø35 mm BJB and B+W connectors.

Black version.

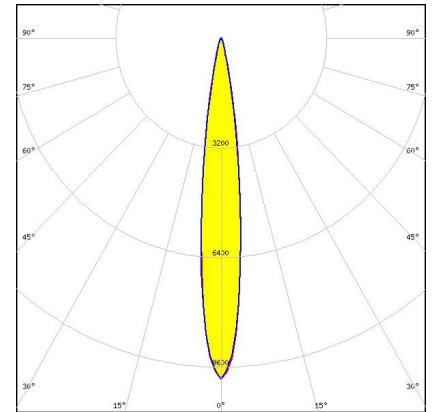
CP17785_ AMY-70-WW-C



Dimensions: 69.9 mm x 69.9 mm
Height: 16.40 mm

~60° wide beam. Assembly with holder C
compatible with LEDiL HEKLA. Black
version.

CP18562_ AMY-70-RS-C

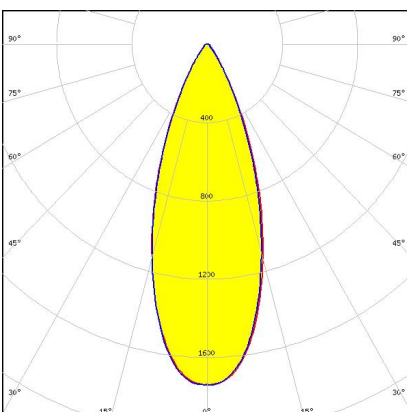


Dimensions: 69.9 mm x 69.9 mm
Height: 14.69 mm

~13° spot beam with tight cutoff.

Assembly with holder C compatible with
LEDiL HEKLA. Black version.

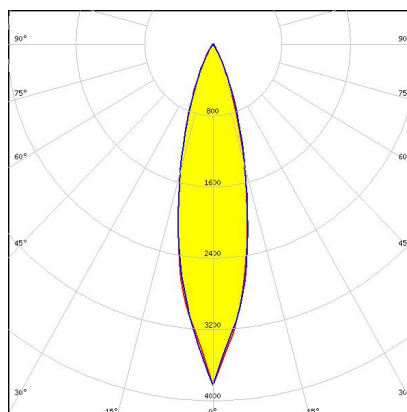
CP17784_ AMY-70-W-C



Dimensions: 69.9 mm x 69.9 mm
Height: 16.85 mm

~36° wide beam. Assembly with holder C
compatible with LEDiL HEKLA. Black
version.

CP17783_ AMY-70-M-C



Dimensions: 69.9 mm x 69.9 mm
Height: 16.55 mm

~24° medium beam. Assembly with
holder C compatible with LEDiL HEKLA.
Black version.

GENERAL INFORMATION:

NOTE: The typical beam angle will be changed by different color, chip size and chip position tolerance. The typical total beam angle is the full angle measured where the luminous intensity is half of the peak value.

MATERIALS:

As part of our continuous research and improvement processes, and to ensure the best possible quality and availability of our products, LEDiL reserves the right to change material grades without notice.

PRODUCT DATA USER AGREEMENT AND DISCLAIMER:

The measured data in the provided downloadable LEDiL Product Datasheets and Mechanical 2D-Drawings is rounded and provided as reference for planning. LEDiL Oy's optical specifications have been verified by conducting performance testing of the products in accordance with the company's quality system. The reported data are averaged results of multiple measurements with typical variation. LEDiL Oy reserves the right to without prior notification make changes and improvements to its products.

LEDiL Oy assumes neither warranty, nor guarantee nor any other liability of any kind for the contents and correctness of the provided data. The provided data has been generated with highest diligence but the provided data may in reality not represent the complete possible variation range of all intrinsic parameters. Therefore, in certain cases a deviation from the provided data could occur.

LEDiL Oy reserves the right to undertake technical changes of its products without further notification which could lead to changes in the provided data. LEDiL Oy assumes no liability of any kind for the possible deviation from any provided data or any other damage resulting from the usage of the provided data.

The user agrees to this disclaimer and user agreement with the download or usage of the provided files.

LEDiL Oy

Joensuunkatu 13
FI-24240 SALO
Finland

LEDiL Inc.

228 West Page Street
Suite D
Sycamore IL 60178
USA

Local sales and technical support

[www.ledil.com/
where_to_buy](http://www.ledil.com/where_to_buy)

Shipping locations

Salo, Finland
Hong Kong, China

Distribution Partners

[www.ledil.com/
where_to_buy](http://www.ledil.com/where_to_buy)